

#6 SELF-TAPPING SCREW (TYP)

AL8233 - 1" FACE TRIM

AL8051 - 2" MAP RAIL WITH FORBO PLAS-CORK INSERT

L-CLIP (TYP)

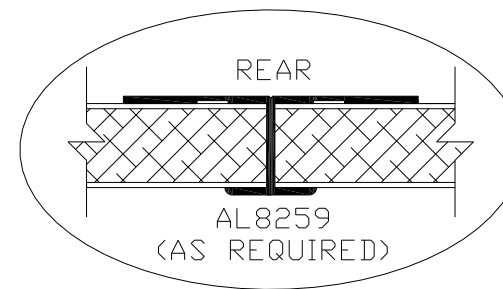
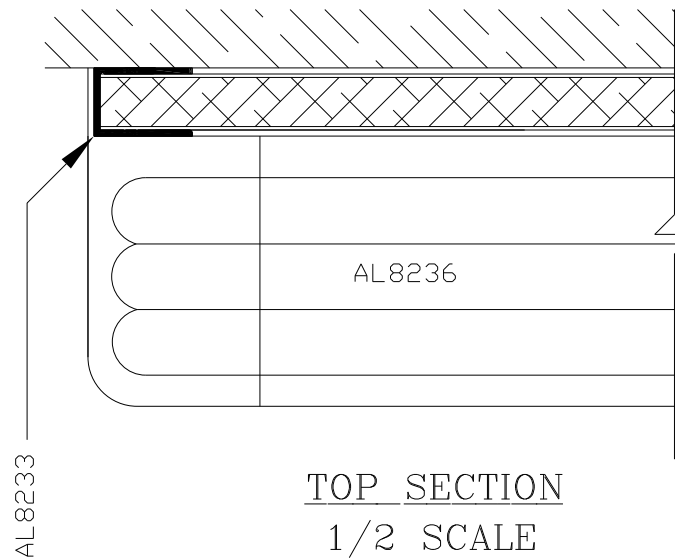
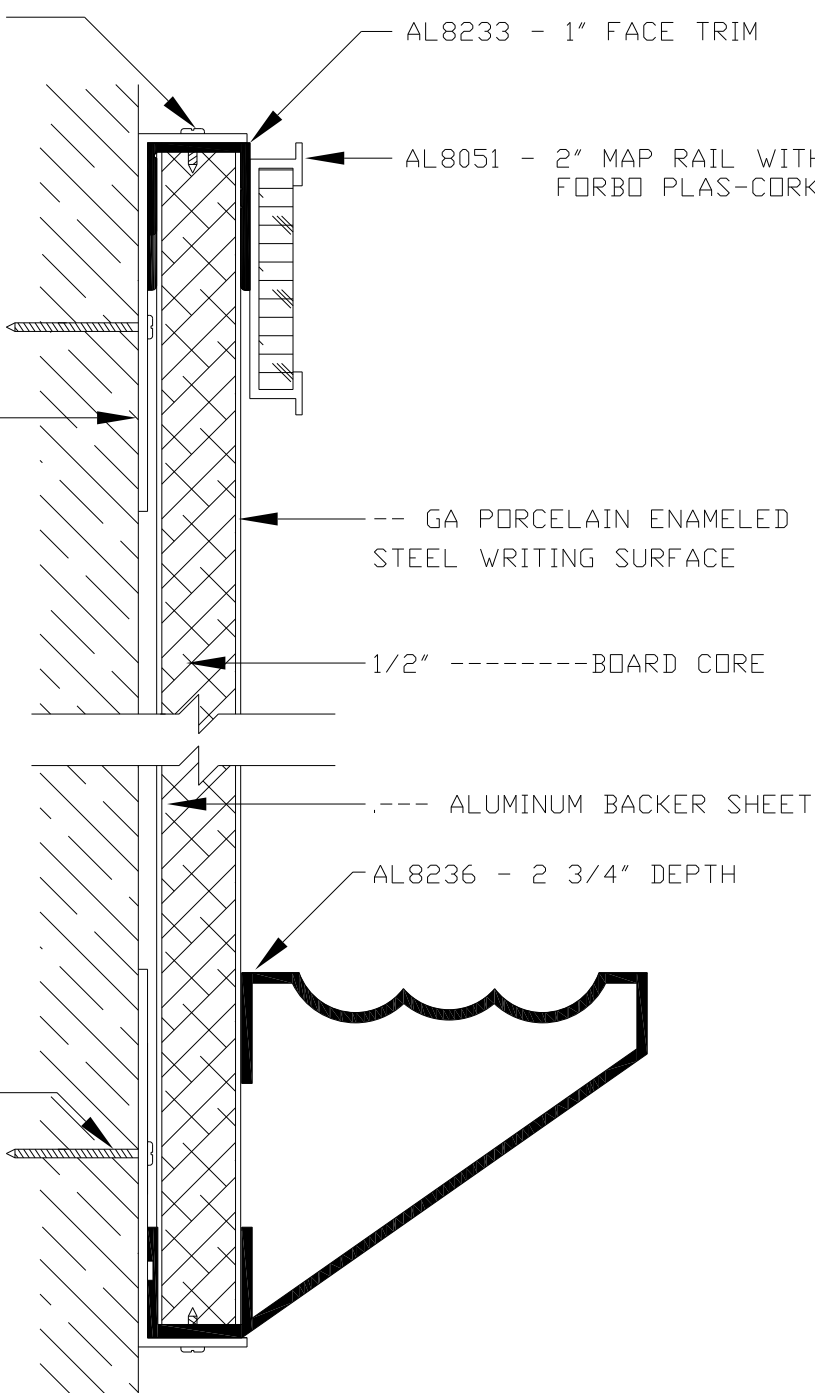
-- GA PORCELAIN ENAMELED STEEL WRITING SURFACE

1/2" -----BOARD CORE

---- ALUMINUM BACKER SHEET

AL8236 - 2 3/4" DEPTH

#10 SCREW WITH PLASTIC SCREW ANCHOR (TYP)



CHALKBOARD/MARKERBOARD
SERIES 1432

PROJECT: -		JOB # -----
DATE: --/--/---	DRAWN BY: TCW	SCALE: N/A
SUBMITTED FOR: -		-
MANUFACTURED BY: MARSH INDUSTRIES, INC. PO BOX 1000 - NEW PHILADELPHIA, OH 44663-5100 PH: (330) 308-8865 FAX: (330) 339-5875		
THIS DRAWING IS PROPRIETARY TO MARSH INDUSTRIES, INC. AND IS FURNISHED SUBJECT TO AN EXPRESSED AGREEMENT NOT TO USE OR DISCLOSE, DIRECTLY OR INDIRECTLY, FOR ANY PURPOSE. THIS LEGEND SHALL BE MARKED UPON ANY REPRODUCTION IN WHOLE OR IN PART HEREOF.		SHEET OF - -